

hi! have no idea

Oneyesz

Use this!

(Next
page)

STEP by STEP.

TOC:

1... step 1

2... S2

3... S3

4... S4

5... S5

Step 1

Draw a straight line, at your likings!




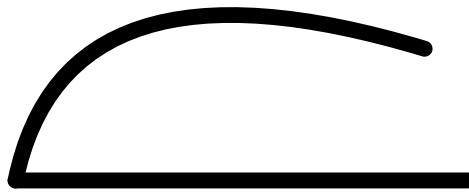
STEP 2.

That straight line you just drew, add a curve. It is going to end up looking like a shoe kind of. Like a half shoe. You don't have to do the color black you can do any color!



Step 3


This step three is kind of like step two but instead you're gonna add a longer curve. It is a bit easier because you just have to connect the curve. Try doing what the drawing below has.



Like
this:
just
add
another
curve!


Step 4

Now connect the full eye, with the whole straight line that you drew in step one.



Step 5-

Create the pupil, color the eye in white first.
Then color in the people that you just created
any color that you like.



hi..!